



Features:

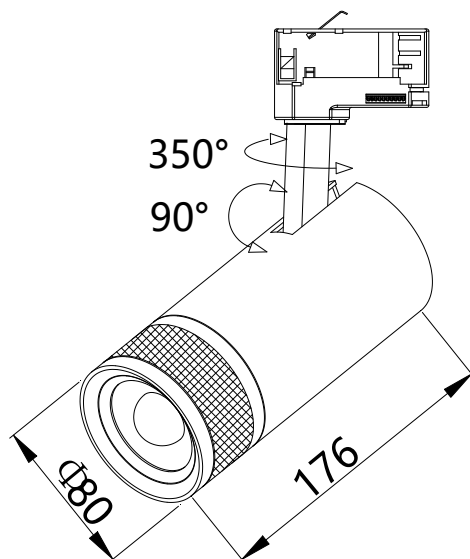
- 20-45° Zoomable
- 1070 Cold forge aluminum for better heat dissipation
- High Light Efficacy 95LM/W RA90

Applications:

Widely used in hotel, bar, restaurant, apartment, coffee shop, small commercial place and so on.



Dimensions (unit: mm):




Parameter Part I:

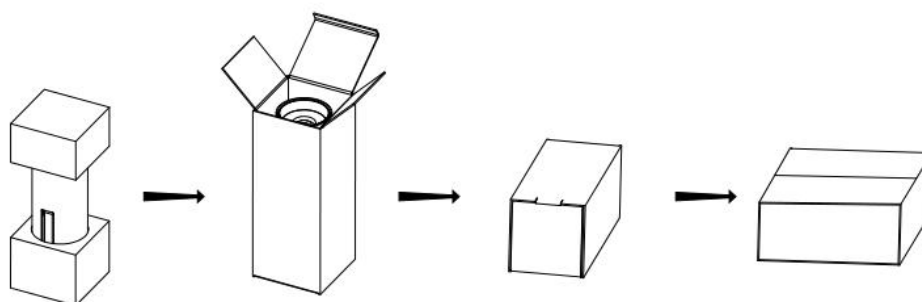
Model	SW-TL28-065
Input Power	28W± 10%
Input Voltage	220-240VAC
LED Current	700mA
Light Source	LUMINUS CXM-11
CCT	3000K/4000K/5000K
Beam Angle	20-45°
CRI	RA90
Luminous Flux(lm) 3000K(RA90)	2090-2387LM± 10%

Parameter Part II:

Model	SW-TL28-065
Adjustable angle	350° Horizontally 90° Vertically
IP Rate	IP20
Surface color	Black/White
Working ambient temperature	-10 ~ 30°C
Driver	Non-dimmable driver/Triac/DALI

Package:

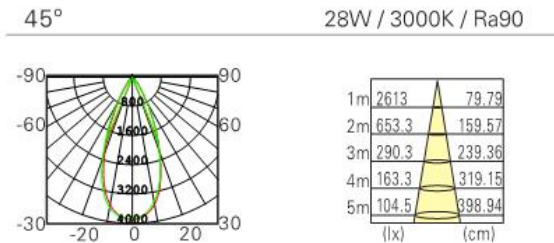
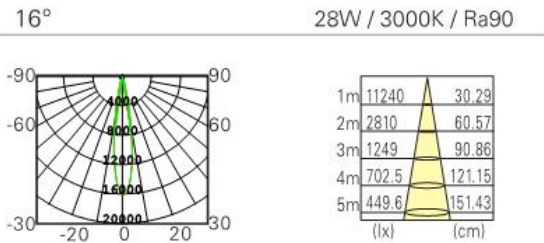
	Item No.	SW-TL28-065
	Box size	L129*W129*H267mm
	Carton size	L405*W405*H552mm
	Pieces per carton	18 PCS
	Weight per carton	20.5 KG



Light beam curves

1.LUMINUS CXM-9 3000K RA90

20-45° 28W 3000K RA90



Installation instructions:

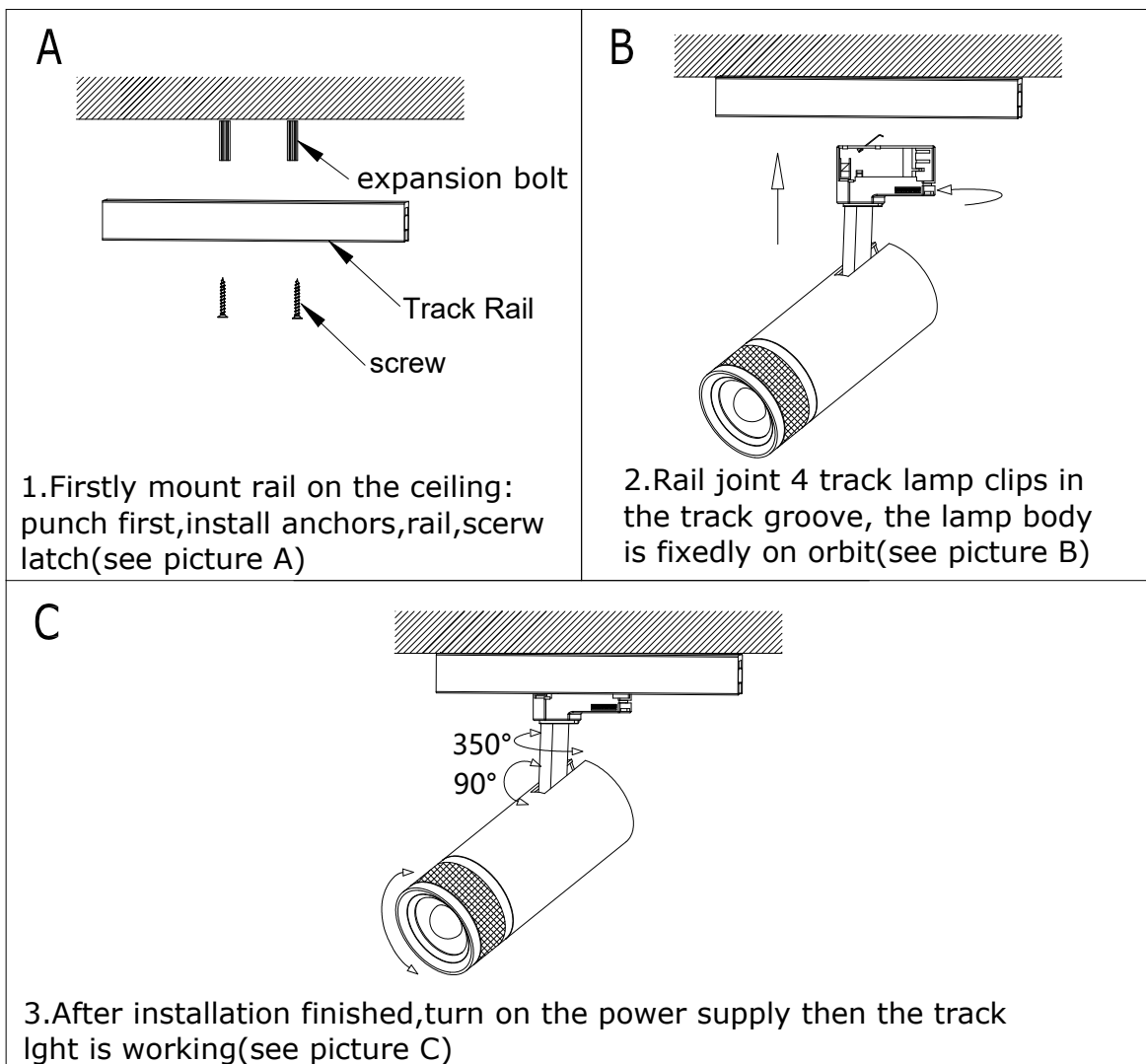
! This product is suitable for indoor ONLY, not for outdoor. Don't use in vibration, dust and high temperature environments to avoid fire or electric shock, etc.

! Avoid accidents, please TURN OFF the power before installing, cleaning and repairing the light.

! Avoid accidents, never cover the thermal insulation material and any other materials on the light.

! Never remove the internal structure of light, or we will invalidate warranty.

! If the light works abnormally, turn off the power immediately and contact with service center or professional technicians for inspecting to avoid accidents.



Safety for using:

1. Power must be turned off before installation. Fix it on the position of installation holes. Connection of the power supply must be sealed.
2. Please confirm the applicable power supply before using.
3. Make sure the switch is off before connecting to power supply in order to prevent electric shock.
4. Operation against rules may damage your property and do harm to your personal safety.
5. First estimate quantity of LED lights, then figure out the total power and design power supply according to the power rating of single flood light.
6. Dangerous high voltage or non-professional are not allowed to use the products.
7. Do not light the lamp more than 10 hours per day, it will reduce the lifetime of led lamps.

Starwire Warranty Policy:

Starwire provides Three Years Warranty from the date of purchase. If this Product is defective, we will repair or replace it. However, 1. This warranty policy does not include such damages due to accident, misuse, abuse, negligence use, modification etc. 2. This warranty does not cover damage due to improper operation or maintenance, or attempted repair by anyone than a facility authorized by Starwire to service the Product. 3. And this policy does not cover the damage due to Force Majeure.

Repair or replacement is the exclusive remedy of the customer. Starwire shall not be liable for any incidental or consequential damages for transportation breach.

Only Starwire may change, amend or modify the terms of this Limited Warranty. Any change, amendment or modification shall be in writing and issued by Starwire. To obtain warranty service and shipping information, please e-mail to info@starwire-led.com. You must provide proof of PO or invoice which proves that the warranty period is valid. Consumers have legal rights under applicable national legislation governing the sale of consumer goods. These rights are not affected by the warranties provision mentioned in this document.